



36% of people
consider pizza the
perfect breakfast.



ELLIO'S WEAR A MASK BADGE

Congratulations! By completing this task you have been awarded the Ellio's Wear a Mask Badge!



FOR MORE ACTIVITIES VISIT
ELLIOS.COM


EXPRESS YOURSELF

Nothing tells your friends and family what you're feeling more than the faces you make, so have big-time fun making your masks as colorfully expressive as you want.



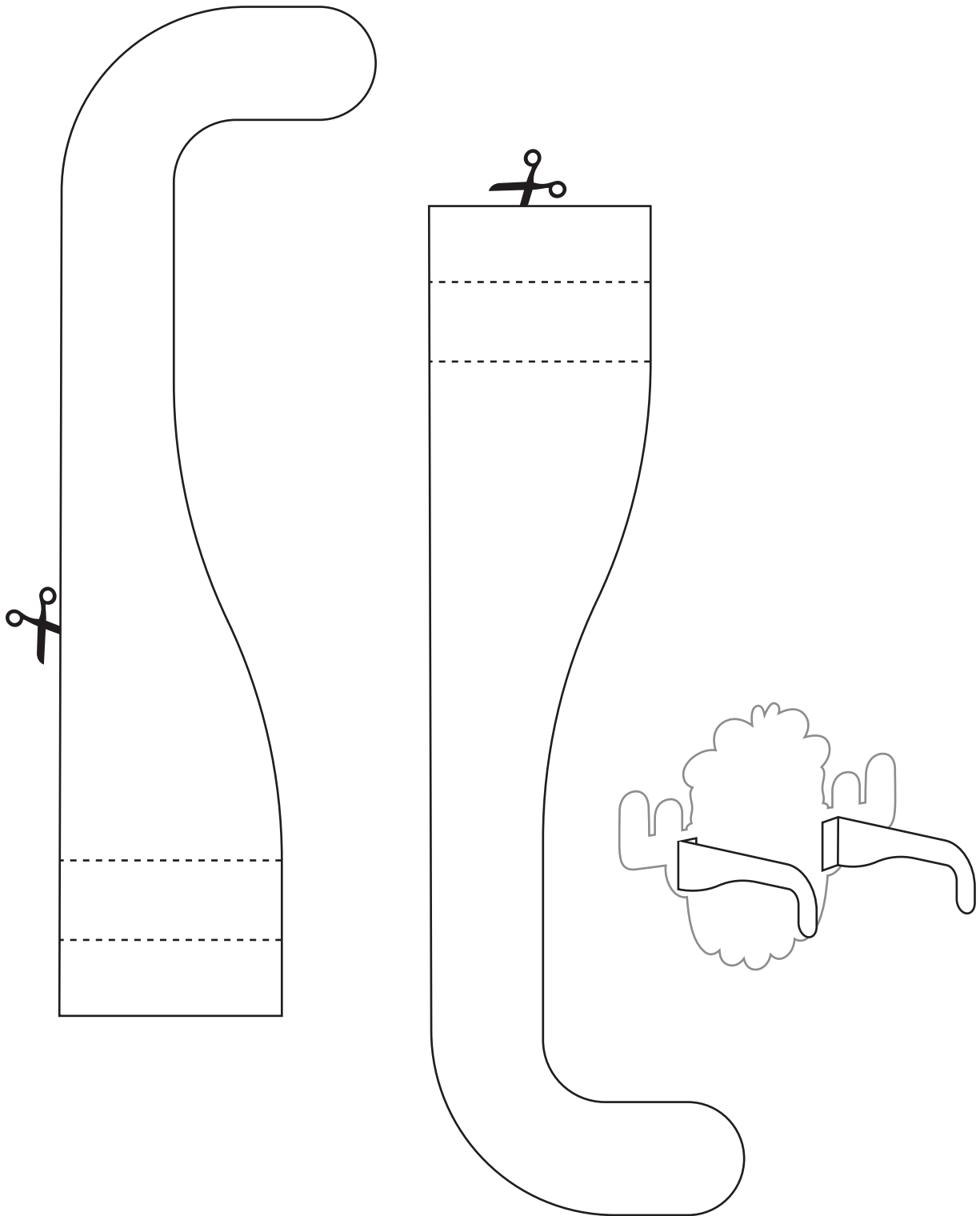
INSTRUCTIONS:

1. Cut around the dotted line or ask your parents for help.
2. Don't forget to cut out the eye holes, too.



INSTRUCTIONS:

1. Cut around the dotted line or ask your parents for help.
2. Tape to back of mask right above blue ears. Have antlers facing up as shown between the arrows on top of page.



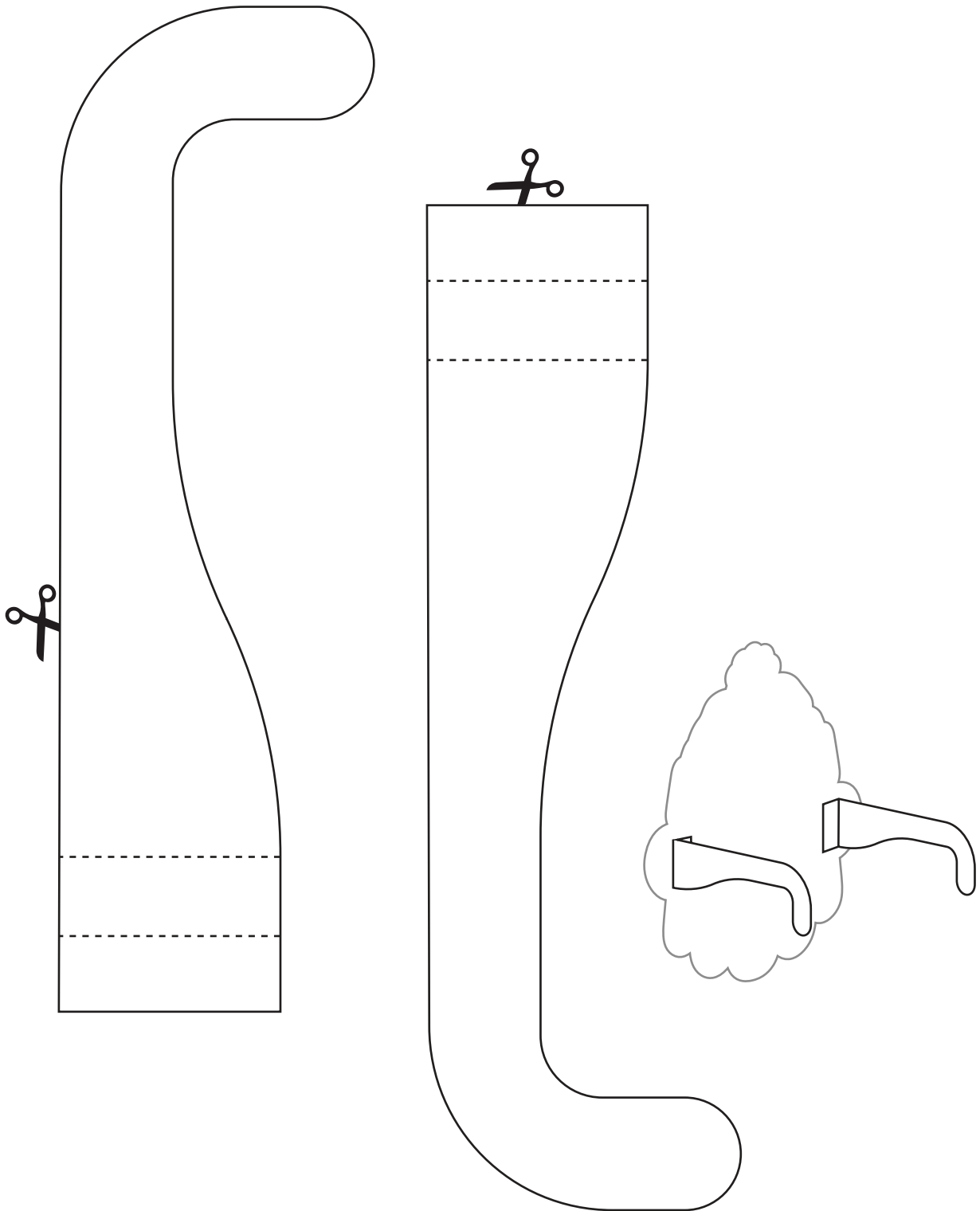
INSTRUCTIONS:

1. Cut around the line or ask your parents for help.
2. Tape the arms to the back of mask with ear holders facing down as shown above on right.
3. Fold along dotted line once they're attached as shown above.



INSTRUCTIONS:

1. Cut around the dotted line or ask your parents for help.
2. Don't forget to cut out the eye holes, too.



INSTRUCTIONS:

1. Cut around the line or ask your parents for help.
2. Tape the arms to the back of mask with ear holders facing down as shown above on right.
3. Fold along dotted line once they're attached as shown above.